







Oxbridge Lane Primary School
Nursery Planning 2021/22

			Autumn 1	Autumn 2	Spring 1	Spring 2	Summer 1	Summer 2	
<p><i>In EYFS we aim to follow this long term plan, however sometimes our plans may change to follow children's interests and ideas.</i></p>			<p>All about me</p> 	<p>Celebrations</p> 	<p>Once upon a time</p> 	<p>Spring has Sprung</p> 	<p>In the garden</p> 	<p>It's a pirate's life</p> 	
Prime Areas	PSED (Personal, Social and Emotional Development)	Self-Regulation, Managing self, Building Relationships	<p>Find ways to calm themselves, through being calmed and comforted by their key person Establish their sense of self. Express preferences and decisions. They also try new things and start establishing their autonomy. Engage with others through gestures, gaze and talk. Use that engagement to achieve a goal. For example, gesture towards their cup to say they want a drink. Find ways of managing transitions, for example from their parent to their key person. Thrive as they develop self-assurance. Look for clues about how to respond to something interesting. Play with increasing confidence on their own and with other children, because they know their key person is nearby and available. Feel confident when taken out around the local neighbourhood, and enjoy exploring new places with their key person. Feel strong enough to express a range of emotions. Grow in independence, rejecting help ("me do it"). Sometimes this leads to feelings of frustration and tantrums. Begin to show 'effortful control'. For example, waiting for a turn and resisting the strong impulse to grab what they want or push their way to the front. Notice and ask questions about differences, such as skin colour, types of hair, gender, special needs and disabilities, and so on. Develop friendships with other children Safely explore emotions beyond their normal range through play and stories. Are talking about their feelings in more elaborated ways: "I'm sad because..." or "I love it when ...". Be increasingly able to talk about and manage their emotions</p>			<p>Select and use activities and resources, with help when needed. This helps them to achieve a goal they have chosen, or one which is suggested to them. Become more outgoing with unfamiliar people, in the safe context of their setting. Show more confidence in new social situations. Increasingly follow rules, understanding why they are important. Do not always need an adult to remind them of a rule. Play with one or more other children, extending and elaborating play ideas.</p>		<p>Develop their sense of responsibility and membership of a community. Help to find solutions to conflicts and rivalries. For example, accepting that not everyone can be Spider-Man in the game, and suggesting other ideas. Develop appropriate ways of being assertive. Talk with others to solve conflicts. Talk about their feelings using words like 'happy', 'sad', 'angry' or 'worried'. Begin to understand how others might be feeling.</p>	

	<p>CL (Communication & Language)</p>	<p>Listening, attention, Understanding and Speaking</p> <p>Make eye contact for longer periods. Watch someone's face as they talk. Copy what adults do, taking 'turns' in conversations (through babbling) and activities. Try to copy adult speech and lip movements. Enjoy singing, music and toys that make sounds. Recognise and are calmed by a familiar and friendly voice. Listen and respond to a simple instruction. Make sounds to get attention in different ways (for example, crying when hungry or unhappy, making gurgling sounds, laughing, cooing or babbling). Copy your gestures and words. Use intonation, pitch and changing volume when 'talking'. Understand single words in context - 'cup', 'milk', 'daddy'. Understand frequently used words such as 'all gone', 'no' and 'bye-bye'. Understand simple instructions like "give to mummy" or "stop". Generally focus on an activity of their own choice and find it difficult to be directed by an adult. Listen to other people's talk with interest, but can easily be distracted by other things. Start to say how they are feeling, using words as well as actions. Start to develop conversation, often jumping from topic to topic. Develop pretend play: 'putting the baby to sleep' or 'driving the car to the shops'. Use the speech sounds p, b, m, w. Are usually still learning to pronounce: - /r/w/y, f/th, s/sh/ch/dz/j, multi-syllabic words such as 'banana' and 'computer' Listen to simple stories and understand what is happening, with the help of the pictures. Identify familiar objects and properties for practitioners when they are described. For example: 'Katie's coat', 'blue car', 'shiny apple'. Understand and act on longer sentences like 'make teddy jump' or 'find your coat'. Understand simple questions about 'who', 'what' and 'where' (but generally not 'why').</p>	<p>Enjoy listening to longer stories and can remember much of what happens. Can find it difficult to pay attention to more than one thing at a time. Sing a large repertoire of songs.</p>	<p>Use a wider range of vocabulary. Understand a question or instruction that has two parts, such as "Get your coat and wait at the door". Understand 'why' questions, like: "Why do you think the caterpillar got so fat?" Know many rhymes, be able to talk about familiar books, and be able to tell a long story. Develop their communication, but may continue to have problems with irregular tenses and plurals, such as 'runned' for 'ran', 'swimmed' for 'swam'. May have problems saying: some sounds: r, j, th, ch, and sh and multisyllabic words such as 'pterodactyl', 'planetarium' or 'hippopotamus'. Be able to express a point of view and to debate when they disagree with an adult or a friend, using words as well as actions. Use talk to organise themselves and their play: "Let's go on a bus... you sit there... I'll be the driver."</p>
	<p>PD (Physical Development)</p>	<p>Fine Motor Skills Gross Motor Skills</p> <p>Enjoy moving when outdoors and inside. Reach out for objects as co-ordination develops. Try a wider range of foods with different tastes and textures. Gradually gain control of their whole body through continual practice of large movements, such as waving, kicking, rolling, crawling and walking. Clap and stamp to music. Fit themselves into spaces, like tunnels, dens and large boxes, and move around in them. Enjoy starting to kick, throw and catch balls. Build independently with a range of appropriate resources. Walk, run, jump and climb - and start to use the stairs independently. Spin, roll and independently use ropes and swings (for example, tyre swings). Develop manipulation and control. Explore different materials and tools. Use large and small motor skills to do things independently, for example manage buttons and zips, and pour drinks. Show an increasing desire to be independent, such as wanting to feed themselves and dress or undress. Use toilet independently.</p>	<p>Go up steps and stairs, or climb up apparatus, using alternate feet. Start taking part in some group activities which they make up for themselves, or in teams. Match their developing physical skills to tasks and activities in the setting. For example, they decide whether to crawl, walk or run across a plank, depending on its length and width. Choose the right resources to carry out their own plan. For example, choosing a spade to enlarge a small hole they dug with a trowel. Start to eat independently and learning how to use a knife and fork. Show a preference for a dominant hand. Be increasingly independent as they get dressed and undressed, for example, putting coats on and doing up zips. Be increasingly independent in meeting their own care needs, e.g. brushing teeth, using the toilet, washing and drying their hands thoroughly.</p>	<p>Continue to develop their movement, balancing, riding (scooters, trikes and bikes) and ball skills. Skip, hop, stand on one leg and hold a pose for a game like musical statues. Use large-muscle movements to wave flags and streamers, paint and make marks. Are increasingly able to use and remember sequences and patterns of movements which are related to music and rhythm. Collaborate with others to manage large items, such as moving a long plank safely, carrying large hollow blocks. Use one-handed tools and equipment, for example, making snips in paper with scissors. Use a comfortable grip with good control when holding pens and pencils. Make healthy choices about food, drink, activity and tooth brushing.</p>

Literacy	Writing Word Reading Comprehension	<p>Selection of texts linked to topic: I Am Absolutely Too Small for School; Starting School; Hugless Douglas goes to Little School; Things I Like; The Day the Crayons Quit; The Large Family Stories; Funny Bones; Body NF Texts; Elmer; Avocado Baby; All Are Welcome; Incredible You, Super Duper Me, All About Me, Only One You, What Makes Me a Me? Baby Brains</p> <p>Enjoy songs and rhymes, tuning in and paying attention. Join in with songs and rhymes, copying sounds, rhythms, tunes and tempo. Sing songs and say rhymes independently, for example, singing whilst playing. Enjoy sharing books with an adult. Pay attention and responds to the pictures or the words. Have favourite books and seeks them out, to share with an adult, with another child, or to look at alone. Repeat words and phrases from familiar stories. Develop play around favourite stories using props. Enjoy drawing freely.</p>	<p>Selection of texts linked to topic: Percy the Park Keeper Stories; The Gruffalo; The Gruffalo's Child; Stick Man; Owl Babies Recognises rhythm in spoken language</p> <p>Enjoy songs and rhymes, tuning in and paying attention. Join in with songs and rhymes, copying sounds, rhythms, tunes and tempo. Sing songs and say rhymes independently, for example, singing whilst playing. Enjoy sharing books with an adult. Pay attention and responds to the pictures or the words. Have favourite books and seeks them out, to share with an adult, with another child, or to look at alone. Repeat words and phrases from familiar stories. Develop play around favourite stories using props. Enjoy drawing freely.</p>	<p>Selection of texts linked to topic: The Three Little Pigs; Goldilocks and the Three Bears; The Gingerbread Man; Little Red Riding Hood; The Three Billy Goats Gruff</p> <p>Engage in extended conversations about stories, learning new vocabulary. Notice some print, such as the first letter of their name, a bus or door number, or a familiar logo. Add some marks to their drawings, which they give meaning to. For example: "That says mummy." Make marks on their picture to stand for their name. Ask questions about the book. Makes comments and shares their own ideas.</p>	<p>Selection of texts linked to topic: Jack and The Beanstalk; Jasper's Beanstalk; Sam Plants a Sunflower; NF texts on Spring, Animal life cycles and Plants; What the Ladybird Heard; The Teeny Weeny Tadpole; Monkey Puzzle Shows awareness of rhyme and alliteration.</p> <p>Engage in extended conversations about stories, learning new vocabulary. Notice some print, such as the first letter of their name, a bus or door number, or a familiar logo. Add some marks to their drawings, which they give meaning to. For example: "That says mummy." Make marks on their picture to stand for their name. Ask questions about the book. Makes comments and shares their own ideas.</p>	<p>Selection of texts linked to topic: Mad About Minibeasts; Incey Wincey Spider; The Very Hungry Caterpillar; The Bad-Tempered Ladybird; The Crunching Munching Caterpillar; Norman the Slug with the Silly Shell; Minibeast NF texts</p> <p>Understand the five key concepts about print: - print has meaning - print can have different purposes - we read English text from left to right and from top to bottom - the names of the different parts of a book - page sequencing Develop their phonological awareness, so that they can: - spot and suggest rhymes - count or clap syllables in a word - recognise words with the same initial sound, such as money and mother Use some of their print and letter knowledge in their early writing. For example: writing a pretend shopping list that starts at the top of the page; write 'm' for mummy. Write some or all of their name. Write some letters accurately.</p>	<p>Selection of texts linked to topic: Pirates Love Underpants; The Night Pirates; Pirate Pete; The Singing Mermaid; The Lighthouse Keepers Lunch; The Rainbow Fish; Tiddler; The Snail and the Whale NF texts linked to Oceans and creatures that live under the sea.</p> <p>Understand the five key concepts about print: - print has meaning - print can have different purposes - we read English text from left to right and from top to bottom - the names of the different parts of a book - page sequencing Develop their phonological awareness, so that they can: - spot and suggest rhymes - count or clap syllables in a word - recognise words with the same initial sound, such as money and mother Use some of their print and letter knowledge in their early writing. For example: writing a pretend shopping list that starts at the top of the page; write 'm' for mummy. Write some or all of their name. Write some letters accurately.</p>
		Aspect 1 – Environmental Sounds	Aspect 2 – Instrumental Sounds Aspect 3 – Body Percussion	Aspect 4 – Rhythm & Rhyme	Aspect 5 – Alliteration	Aspect 6- Voice Sounds	Aspect 7- Oral Blending & Segmenting
Mathematics	Number Numerical Pattern	<p>Combine objects like stacking blocks and cups. Put objects inside others and take them out again. Take part in finger rhymes with numbers. React to changes of amount in a group of up to three items. Compare amounts, saying 'lots', 'more' or 'same'. Counting-like behaviour, saying some numbers in sequence. Count in everyday contexts, sometimes skipping numbers - '1-2-3-5.' Build with a range of resources. Complete inset puzzles. Compare sizes, weights etc. using gesture and language - 'bigger/little/smaller', 'high/low', 'tall', 'heavy'. Notice patterns and arrange things in patterns.</p>	<p>Say one number for each item in order: 1,2,3,4,5. Know that the last number reached when counting a small set of objects tells you how many there are in total ('cardinal principle'). Show 'finger numbers' up to 5. Talk about and explore 2D and 3D shapes (for example, circles, rectangles, triangles and cuboids) using informal and mathematical language: 'sides', 'corners', 'straight', 'flat', 'round'. Make comparisons between objects relating to size, length, weight and capacity Select shapes appropriately: flat surfaces for building, a triangular prism for a roof etc. Talk about and identifies the patterns around them. For example: stripes on clothes, designs on rugs and wallpaper. Use informal language like 'pointy', 'spotty', 'blobs' etc. Extend and create ABAB patterns – stick, leaf, stick, leaf.</p>	<p>Fast recognition of up to 3 objects, without having to count them individually ('subitising'). Recite numbers past 5. Link numerals and amounts: for example, showing the right number of objects to match the numeral, up to 5. Experiment with their own symbols and marks as well as numerals. Solve real world mathematical problems with numbers up to 5. Compare quantities using language: 'more than', 'fewer than'. Understand position through words alone – for example, "The bag is under the table," – with no pointing. Describe a familiar route. Discuss routes and locations, using words like 'in front of' and 'behind'. Combine shapes to make new ones – an arch, a bigger triangle etc. Notice and correct an error in a repeating pattern. Begin to describe a sequence of events, real or fictional, using words such as 'first', 'then...'</p>			

	Understanding the World	The Natural World, People Culture and Community Past and Present	<p>Repeat actions that have an effect. Explore materials with different properties. Explore natural materials, indoors and outside. Explore and respond to different natural phenomena in their setting and on trips. Make connections between the features of their family and other families. Notice differences between people.</p>	<p>Use all their senses in hands-on exploration of natural materials. Explore collections of materials with similar and/or different properties. Explore how things work. Continue to develop positive attitudes about the differences between people.</p>	<p>Talk about what they see, using a wide vocabulary. Begin to make sense of their own life-story and family's history. Show interest in different occupations. Plant seeds and care for growing plants. Understand the key features of the life cycle of a plant and an animal. Begin to understand the need to respect and care for the natural environment and all living things. Explore and talk about different forces they can feel. Talk about the differences between materials and changes they notice. Know that there are different countries in the world and talk about the differences they have experienced or seen in photos.</p>	
	Expressive Art & Design	Creating with Materials Being Imaginative	<p>Show attention to sounds and music. Respond emotionally and physically to music when it changes. Move and dance to music. Anticipate phrases and actions in rhymes and songs, like 'Peepo'. Explore their voices and enjoy making sounds. Join in with songs and rhymes, making some sounds. Make rhythmical and repetitive sounds. Explore a range of sound-makers and instruments and play them in different ways. Notice patterns with strong contrasts and be attracted by patterns resembling the human face. Start to make marks intentionally. Explore paint, using fingers and other parts of their bodies as well as brushes and other tools. Express ideas and feelings through making marks, and sometimes give a meaning to the marks they make. Enjoy and take part in action songs, such as 'Twinkle, Twinkle Little Star'. Start to develop pretend play, pretending that one object represents another. For example, a child holds a wooden block to her ear and pretends it's a phone. Explore different materials, using all their senses to investigate them. Manipulate and play with different materials. Use their imagination as they consider what they can do with different materials. Make simple models which express their ideas.</p>	<p>Take part in simple pretend play, using an object to represent something else even though they are not similar. Explore different materials freely, in order to develop their ideas about how to use them and what to make. Develop their own ideas and then decide which materials to use to express them. Explore colour and colour-mixing. Listen with increased attention to sounds. Remember and sing entire songs. Sing the pitch of a tone sung by another person ('pitch match'). Play instruments with increasing control to express their feelings and ideas.</p>	<p>Begin to develop complex stories using small world equipment like animal sets, dolls and dolls houses etc. Make imaginative and complex 'small worlds' with blocks and construction kits, such as a city with different buildings and a park. Join different materials and explore different textures. Create closed shapes with continuous lines, and begin to use these shapes to represent objects. Draw with increasing complexity and detail, such as representing a face with a circle and including details. Use drawing to represent ideas like movement or loud noises. Show different emotions in their drawings and paintings, like happiness, sadness, fear etc. Respond to what they have heard, expressing their thoughts and feelings. Sing the melodic shape (moving melody, such as up and down, down and up) of familiar songs. Create their own songs, or improvise a song around one they know.</p>	
WOW Moments	<p>Welly Walks Local walk around Oxbridge Ropner Park Walk</p>	<p>Collecting Autumn objects Christmas activities Christmas Nativity</p>	<p>Library Visit World Book Day, events</p>	<p>Visit to local Farm Hatching Eggs</p>	<p>Forest Schools Minibeast theme Nursery Garden</p>	<p>Pirate day Trip to Preston Park, boat trip. Water Day</p>